

Wenge

▶ **Latin name:** Milletia Laurentii






▶ **Country of origin:** D.R.C. (Democratic Republic of Congo)

▶ **Density:** 980 Kg/cu m

▶ **Hardness:** Hard to Very Hard

▶ **Stability:** Small movement




▶ **Formats:**

<p>Lames parquets</p>  <p>10 x 60 x 300mm</p>	<p>Classique</p>  <p>14 x 70 x 420mm</p>	<p>Maximo</p>  <p>15 x 90 x 400 to 1200mm</p>
<p>Maximo large</p>  <p>15 x 135 x 600 to 2000mm Bevel edges</p>	<p>Maximo big</p>  <p>22 x 100 x 400 to 1200mm</p>	

▶ **Description:** Sapwood - whitish, very distinct • Heartwood: Colour dark brown to black • Straight coarse grain (no cross grain) • Silver grain: Fine blackish veins that produces a foilage pattern with white flecks.

▶ **Physical characteristics:**
Density of 12% (Kg/cu m) MV12: 900 • Volumetric shrinkage for 1% of moisture v% = 0.69

▶ **Notes:** Durability: Very good • Not vulnerable to lyctus beetle attack • Medium impregnability • Very good resistance to termite attack



Wenge